



CONTACT / NOTIFICATION /EMERGENCY/BUS / INFORMATION APP

We're using an app to communicate with you.






You'll be notified of our news, messages, events and other communications. Simply use the tiqbiz app on your phone, tablet or computer. Follow the instructions on this leaflet.

 deliver your message
tiqbiz.com






Here's how to set up tiqbiz

Phone and tablet.
Search tiqbiz in your app store.

 **Android**  **Windows Phone**  **For Apple:** Select 'allow' notifications.

Computer Access the web version of tiqbiz.
Go to web.tiqbiz.com then register/log-in

Add us

-  **Log-in**
Open tiqbiz and register/log-in.
-  **Search**
Select the 'Search' icon and type in our name. Select us from the results.
-  **Add**
Click the 'Add' icon beside the boxes that apply to you.
-  **Return to search**
Click the back arrow to return to search.
-  **Home**
Click the 'Home' icon to view.

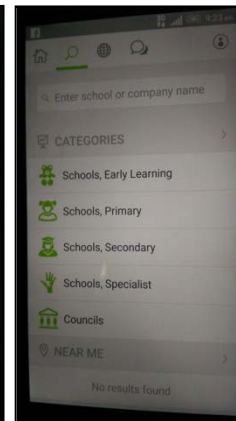
Please email for technical support: support@tiqbiz.com

PHOTOS: left to right

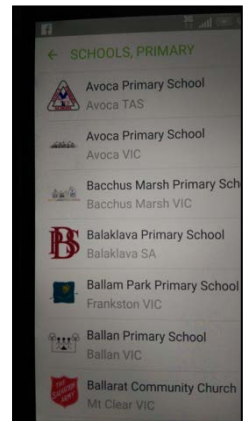
1. Tiqbiz Icon on screen
2. Choose Schools, Primary
3. Choose Balaklava Primary
- 4&5. Choose class &/or bus
6. Choose "atlas" for newsfeed
7. Newsfeed
8. OR choose VIEW NEWSFEED to choose various options on slider eg Absence form, Canteen pricelist, QKR payment app etc.
9. Absence form



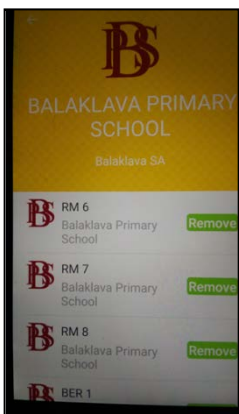
1.



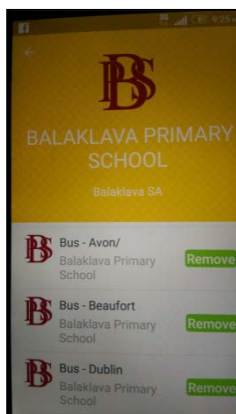
2.



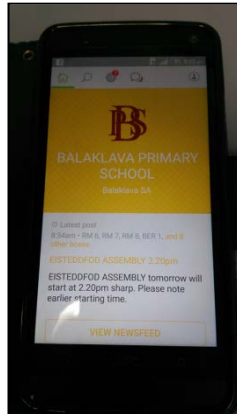
3.




4.



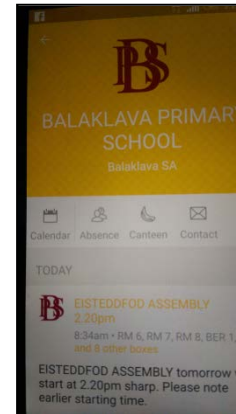
5.



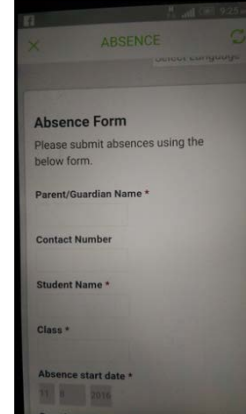
6.



7.



8.



9.

